

Victorian Short Fiction Project Templates

Wiki Editing Process

To add your content to the Victorian Short Fiction Project, do the following:

Note: To edit the site you must be registered and logged in. If you do not have an account, see your professor.

Step	Action
1	Add the introduction to the journal you selected (if applicable). See template below.
2	Add the pages for the volumes/issues and submit the bibliography for each. See template below. Important: The pages should be titled the using the following pattern: [[Volume #, Issue # (Name of Journal)]] or [[Volume # (Name of Journal)]] as appropriate. To create the bibliography page, just type name of the page in the search field and click go.
3	Add introduction and transcription. See template below.
4	Upload PDF scan of the short fiction to the site. Important: Make sure to name the file the same name as the short fiction title, up to the first five words, followed by your initials. Please use an underscore instead of spaces in the name of the file and remove any punctuation.
5	Add Authors Category to Author's page (if applicable).
6	Add brief intro and list of contributions to you Student Editor Page. See template below.

Note 1: In the templates below, text in *pink italics* are instructions that need to be replaced with your actual content.

Note 2: If you need to italicize any text, just put two single quotes around the text or to bold any text put three single quotes around the text.

Note 3: Text within <!-- text --> is an html comment and if included in the edit view of the Wiki they will not show up in the document view.

Journal Introduction Template (Category)

"Title:" *"Name of Journal"*

"Editor:" *Name of Editor*

"Publisher:" *Publisher Name*

Insert your journal introduction here...

Submitted by: *[[FirstName LastName, section 1, Fall 2007]]*

[[Category:Journals]]

Explanation:

The first line consists of the label Title surrounded by three single quotes (the wiki bolds any text within three single quote marks), followed by the title of the journal within two single quote marks (the wiki italicizes any text within two single quote marks). This line is followed by an empty line.

The next line consists of the label Editor: (bolded using three single quotes). You should enter the name of the editor(s) after the label (if there are more than one editor, please change the Editor label to the plural). This line is followed by an empty line.

The next line consists of the label Publisher: (bolded using three single quotes). You should enter the name of the Publisher after the label. This line is followed by an empty line.

On the following lines, you can paste in the journal introduction you have written.

Then after two additional empty lines, include a line that includes the Submitted by: label then create a link to your Student Editor page. The naming structure should include your name followed by the section number, semester and year you took the course (e.g., John Doe, section 1, Fall 2007) If there are one or more people with the same name, section and semester/year as you, include a (2) or the next increment after your name. Example: John Doe (2), section 1, Fall 2007.

Finally, after another empty line, be sure the following code is included at the bottom of the page:

[[Category:Journals]]

This dynamically adds the page to the Journals index. If this code is deleted, then people will not be able to find the journal page nor link to the bibliographical information for each volume or issue of the journal.

The rest of the content of the page (shown below) in the normal view is created dynamically (this will be further explained with the next template) and cannot be edited directly on this page.

Note: If you have any footnotes in your introduction, see the Transcription template for how to create footnotes.

Result:

The screenshot shows a Mozilla Firefox browser window displaying the 'Category:Name of Journal' page on the Victorian Literature website. The browser's address bar shows the URL 'Category:Name of Journal - Victorian Literature - Mozilla Firefox'. The page features a sidebar on the left with a logo for the 'VICTORIAN Short Fiction Project' and a navigation menu with links to Main Page, Short Fiction Titles, Journals, Authors, Student Editors, Recent Changes, Random Page, and Help. Below the navigation menu is a search box with 'Go' and 'Search' buttons, and a toolbox with links to What links here, Related changes, Upload file, Special pages, Printable version, and Permanent link. The main content area has a title 'Category:Name of Journal' and a 'Log in' link. It lists metadata: Title: Name of Journal, Editor: Name of Editor, and Publisher: Publisher Name. Below this is a text area for the journal introduction. A submission notice reads: 'Submitted by: FirstName LastName, section 1, Fall 2007'. The section 'Articles in category "Name of Journal"' states there are 2 articles and lists 'Volume 1, Issue 1 (Name of Journal)' and 'Volume 1, Issue 2 (Name of Journal)'. A 'Category: Journals' link is provided. The footer contains modification and access statistics, privacy policy, about page, and a MediaWiki logo.

Category:Name of Journal - Victorian Literature - Mozilla Firefox

File Edit View History Bookmarks Tools Help del.jcio.us

Log in

Category:Name of Journal

Title: *Name of Journal*
Editor: Name of Editor
Publisher: Publisher Name

Insert your journal introduction here...

Submitted by: FirstName LastName, section 1, Fall 2007


Articles in category "Name of Journal"

There are 2 articles in this category.

V

- [Volume 1, Issue 1 \(Name of Journal\)](#)
- [Volume 1, Issue 2 \(Name of Journal\)](#)

[Category: Journals](#)

This page was last modified 20:19, 5 November 2007. This page has been accessed 19 times. [Privacy policy](#) [About Victorian Literature](#) 

Done

Bibliography (or Volume/Issue) Template (Page)

Short Fiction Title 1, pp. *1-3*, by *Name of Author of Title 1*
[[Short Fiction Title 2]], pp. *4-10*, by *Name of Author of Title 2*
Short Fiction Title 3, p. *10*
Short Fiction Title 4, pp. *11-20*, by *Name of Author of Title 4*
Short Fiction Title 5, p. *21*, by *Name of Author of Title 5*

Submitted by: *[[FirstName LastName, section 1, Fall 2007]]*

[[Category:Name of Journal]]

Explanation:

This template creates an ordered list of contents of the Volume/Issue of the journal. The ordered list is created by using a pound sign (#) before each list item.

Each item should be in the following format if the short fiction piece is on a single page:

1. Title, p. #, by Name of Author

And if the short fiction piece spans 2 or more pages:

1. Title, pp. # - #, by Name of Author

Add as many items to the ordered list as needed for the complete contents of the journal volume/issue.

After the ordered list, add two additional empty lines. Next include a line with a Submitted by: label then create a link to your Student Editor page (for details on how to name that page see the Journal Introduction Template).

Finally, after another empty line, be sure to include the following code at the bottom of the page:

[[category:Name of Journal]]


This code creates a link to this bibliography on the Journal's page (and vice versa). Just be sure to add the name of the journal exactly as it appears on the Journal Index page or it will not work correctly.

Result:

Volume 1, Issue 1 (Name of Journal) - Victorian Literature - Mozilla Firefox

File Edit View History Bookmarks Tools Help del.icio.us

Log in



VICTORIAN
Short Fiction Project

navigation

- [Main Page](#)
- [Short Fiction Titles](#)
- [Journals](#)
- [Authors](#)
- [Student Editors](#)
- [Recent Changes](#)
- [Random Page](#)
- [Help](#)

search

[Go](#) [Search](#)

toolbox

- [What links here](#)
- [Related changes](#)
- [Upload file](#)
- [Special pages](#)
- [Printable version](#)
- [Permanent link](#)

Volume 1, Issue 1 (Name of Journal)

1. Short Fiction Title 1, pp. 1-3, by Name of Author of Title 1
2. [Short Fiction Title 2](#), pp. 4-10, by Name of Author of Title 2
3. Short Fiction Title 3, p. 10
4. Short Fiction Title 4, pp. 11-20, by Name of Author of Title 4
5. Short Fiction Title 5, p. 21, by Name of Author of Title 5

Submitted by: [FirstName LastName](#), section 1, Fall 2007


Category: [Name of Journal](#)

This page was last modified 19:53, 13 November 2007.

This page has been accessed 1 times.

[Privacy policy](#)

[About Victorian Literature](#)



Done

Transcription Template (Page)

== Introduction ==

Name of Author of Title 2. "Short Fiction Title 2." Name of Journal. 1, 1 (YEAR): 4-7.

Insert your introduction to the short fiction piece here...

== Transcription ==

Short Fiction Title 2

(See [[media:*short_fiction_title_2_fl*.pdf|PDF Version]])

Insert your transcription here. Here is some sample text. And if I want to insert a footnote, then put the ref tags next to the word you wish to annotate and the text of the annotation with in the tags as follows. Mrs. Atkins put down her work—a very handsome waistcoat <ref>A man's vest worn under a suitcoat.</ref> of sky-blue satin sprinkled with stars and bordered, it might be, with the zodiac, (the border was so strangely beautiful)—clapt her thimble on the mantel-piece, and hurried to the cupboard.

=== Notes ===

<references/> <!-- This tells the Wiki where to put the footnotes. -->

Edited by: [[*FirstName LastName*, section *1*, *Fall 2007*]]

From: [[Volume *1*, Issue *1* (*Title of Journal*)]] <!-- This links back to the Volume/Issue page -->

[[category:Short Fiction Titles]] <!-- Adds the Story to Short Fiction Titles index -->

[[category:*Name of Author*]] <!-- Links the title to the Author page -->

Explanation:

The first line is two equal signs (==) followed by the word Introduction and followed by two more equal signs (==). This creates a level 2 heading titled Introduction.

Under this heading, add the bibliographic citation for the short fiction title you are entering using MLA style.

After a blank line, enter the introduction you wrote about the short fiction title.

After two blank lines, you should have a line with two more equal signs (==) followed by the word Transcription and followed by two more equal signs (==). This creates a level 2 heading titled Transcription.

After another blank line, include the title within double single quotes, this bolds the title.

On the same line as the title, include the following text and code: (See [[*short_fiction_title_2_fl*.pdf|PDF Version]]), but you should replace the italicized text with the name of the PDF file that you uploaded to the site for the short fiction title you transcribed (name the file the same name as the short fiction title, up to the first five words, followed by your initials. Please use an underscore instead of spaces in the name of the file and remove any punctuation).

After another blank line, insert your transcription.

To insert foot notes, do the following: immediately after each word or phrase that you wish to annotate, insert an open <ref> tag then enter the foot note text then close off the foot note with a closing </ref> tag. (as shown in the example above).

After you have entered each footnote, using the <ref> </ref> tags in the appropriate locations within your transcription, enter a blank line after the transcription. Next insert two equal signs (==) followed with the word Notes and two more equal signs (==) A word (or phrase) surrounded by three equal signs creates a third level heading.

On the next line enter the tag <references/> . This tag tells the wiki where to put the footnote text (see results graphic below for an example).

After two blank lines, include a Edited by: label and then a link to your Student Editor page (following the pattern shown: [[*FirstName LastName, section #, Semester YEAR*]]). Please note that this should be done precisely as the Submitted by links in the previous templates.

Add the code:

```
[[category:Short Fiction Titles]]
[[category:Name of Author]]
```

Be sure to add the name of the author of the short fiction title you are working with in place of the text in italics. This dynamically adds the page to the Short Fiction Titles index and to the author's title index (if this is the first time that the author is listed this code creates a category page for the author).


Note: If the author is not known, then just delete the Name of Author category.

Result:

Short Fiction Title 2 - Victorian Literature - Mozilla Firefox

File Edit View History Bookmarks Tools Help del.icio.us

Log in



navigation

- [Main Page](#)
- [Short Fiction Titles](#)
- [Journals](#)
- [Authors](#)
- [Student Editors](#)
- [Recent Changes](#)
- [Random Page](#)
- [Help](#)

search

toolbox

- [What links here](#)
- [Related changes](#)
- [Upload file](#)
- [Special pages](#)
- [Printable version](#)
- [Permanent link](#)

Short Fiction Title 2

[edit]

Introduction

Name of Author of Title 2. "Short Fiction Title 2." Name of Journal. 1, 1 (YEAR): 4-7.

Insert your introduction to the short fiction piece here...

[edit]

Transcription

Short Fiction Title 2

(See [PDF Version](#))

Insert your transcription here. Here is some sample text. And if I want to insert a footnote, then put the ref tags next to the word you wish to annotate and the text of the annotation with in the tags as follows. Mrs. Atkins put down her work—a very handsome waistcoat^[1] of sky-blue satin sprinkled with stars and bordered, it might be, with the zodiac, (the border was so strangely beautiful)—clapt her thimble on the mantel-piece, and hurried to the cupboard.

[edit]

Notes

1. ↑ A man's vest worn *under* a suitcoat.

From: Volume 1, Issue 1 (Name of Journal)

Edited by: FirstName LastName, section 1, Fall 2007


Categories: [Short Fiction Titles](#) | [Name of Author](#)

This page was last modified 21:01, 13 November 2007.

This page has been accessed 50 times.

[Privacy policy](#)

[About Victorian Literature](#)



[Disclaimers](#)

Done

Author Template (Category)

[[category:Authors]]

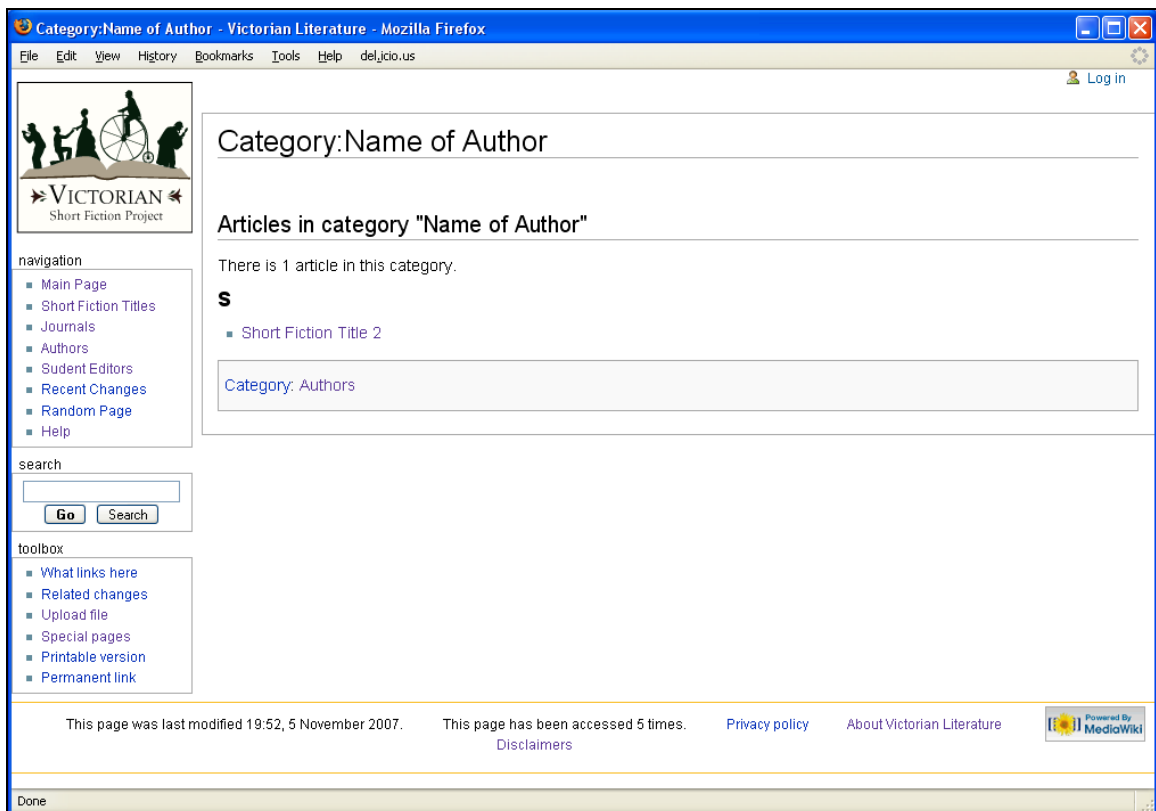
<!-- Links the author's category page to the Authors category -->

Explanation:

You should also visit the author's page of the short fiction title you submitted, if applicable, and add the following code: [[category:Authors]]

This code adds the author's page to the Authors' index.

Result:



Student Editor Template (Page)

Insert your brief intro here... <!-- Insert a brief introduction of yourself -->

I contributed...

* Short Fiction:

** [[*Short Fiction Title 2*]]

* Bibliographies:

** [[Volume 1, Issue 1 (*Name of Journal*)]]

** [[Volume 1, Issue 2 (*Name of Journal*)]]

* Journal Introduction:

** [[:category:*Name of Journal*|*Name of Journal*]]

[[category:Student Editors]] <!-- Links your Student Editor page to the Student Editor's category -->

Explanation:

On the first line, insert a brief introduction/bio of yourself.

After two blank lines, include a line that says, "I contributed..." followed by an unordered list of the Short Fiction transcription(s), bibliographies, and journal introduction(s) you submitted to the website. To create the unordered list, use a single asterisk at the beginning of the line of each new item, or to indent the links to your contributions, use two asterisks.

After you have included your contributions to the site, enter two blank lines. After the blank lines insert the following code: [[category:Student Editors]]


This code adds your student editor page to the Student Editors index.

Result:

First Name Last Name, section 1, Fall 2007 - Victorian Literature - Mozilla Firefox

File Edit View History Bookmarks Tools Help del.icio.us

Log in



VICTORIAN
Short Fiction Project

navigation

- [Main Page](#)
- [Short Fiction Titles](#)
- [Journals](#)
- [Authors](#)
- [Student Editors](#)
- [Recent Changes](#)
- [Random Page](#)
- [Help](#)

search

[Go](#) [Search](#)

toolbox

- [What links here](#)
- [Related changes](#)
- [Upload file](#)
- [Special pages](#)
- [Printable version](#)
- [Permanent link](#)

First Name Last Name, section 1, Fall 2007

Insert your brief intro here...

I contributed...

- Short Fiction:
 - [Short Fiction Title 2](#)
- Bibliographies:
 - [Volume 1, Issue 1 \(Name of Journal\)](#)
 - [Volume 1, Issue 2 \(Name of Journal\)](#)
- Journal Introduction:
 - [Name of Journal](#)


Category: [Student Editors](#)

This page was last modified 19:54, 13 November 2007.

This page has been accessed 7 times.

[Privacy policy](#)

[About Victorian Literature](#)



Done